

Scaled data based on original data using  
LM-79-08 Approved Method: Electrical and Photometric Measurements of Solid-  
State Lighting Products

Test Report Prepared for  
Cooper Lighting Solutions  
(formerly Eaton)

Brand: McGRAW-EDISON

Report Number: P227147

Luminaire Tested: **ISW-AF-600-LED-E1-SLL-7060-ULG**

Issue Date: 3/3/2020

**Test Information**

Test Method: LM-79-08  
Report Number: P227147  
TEST IS SCALED FROM IESNA LM-79-08 TEST DATA (P35948)-DOWNLIGHT AND  
Test Lab: INNOVATION CENTER-P3  
Issue Date: 3/3/2020  
Manufacturer: COOPER LIGHTING SOLUTIONS (FORMERLY EATON)  
Product Line: MCGRAW-EDISON  
Catalog Number: ISW-AF-600-LED-E1-SLL-7060-ULG  
Description: IMPACT ELITE LED WEDGE LUMINAIRE WITH UPLIGHT  
LIGHT SQUARE WITH ACCULED OPTICS-90° SPILL LIGHT ELIMINATOR LEFT, WITH  
UPLIGHT GLOW  
Light Source: (16) 5700K CCT, 70 CRI LEDs and (1) UPLIGHT LED  
Ballast/Driver: ELECTRONIC DRIVER

**Summary**

Lumens per Lamp: N/A  
Luminaire Lumens: 5265.3 lumens  
Efficiency: N/A  
Efficacy: 104.5 lumens/watt  
Luminous Opening: Rectangular w/ Sides (W: 0.5' x L: 0.5' x H: 0.54')  
IES Classification: Type IV - Short - Non-Cutoff  
BUG Rating: B1 - U5 - G2

Input Watts (W): 50.4  
Input Voltage (V): 120  
Input Current (Ain): NR  
Voltage Rise (V): NR  
Power Factor: NR  
Total Harmonic Distortion (THDi): NR  
Frequency (hertz): 60  
Stabilization Time: NR  
Operation Time: NR  
Ambient Temperature (°C): NR  
Test Distance: 25 FT

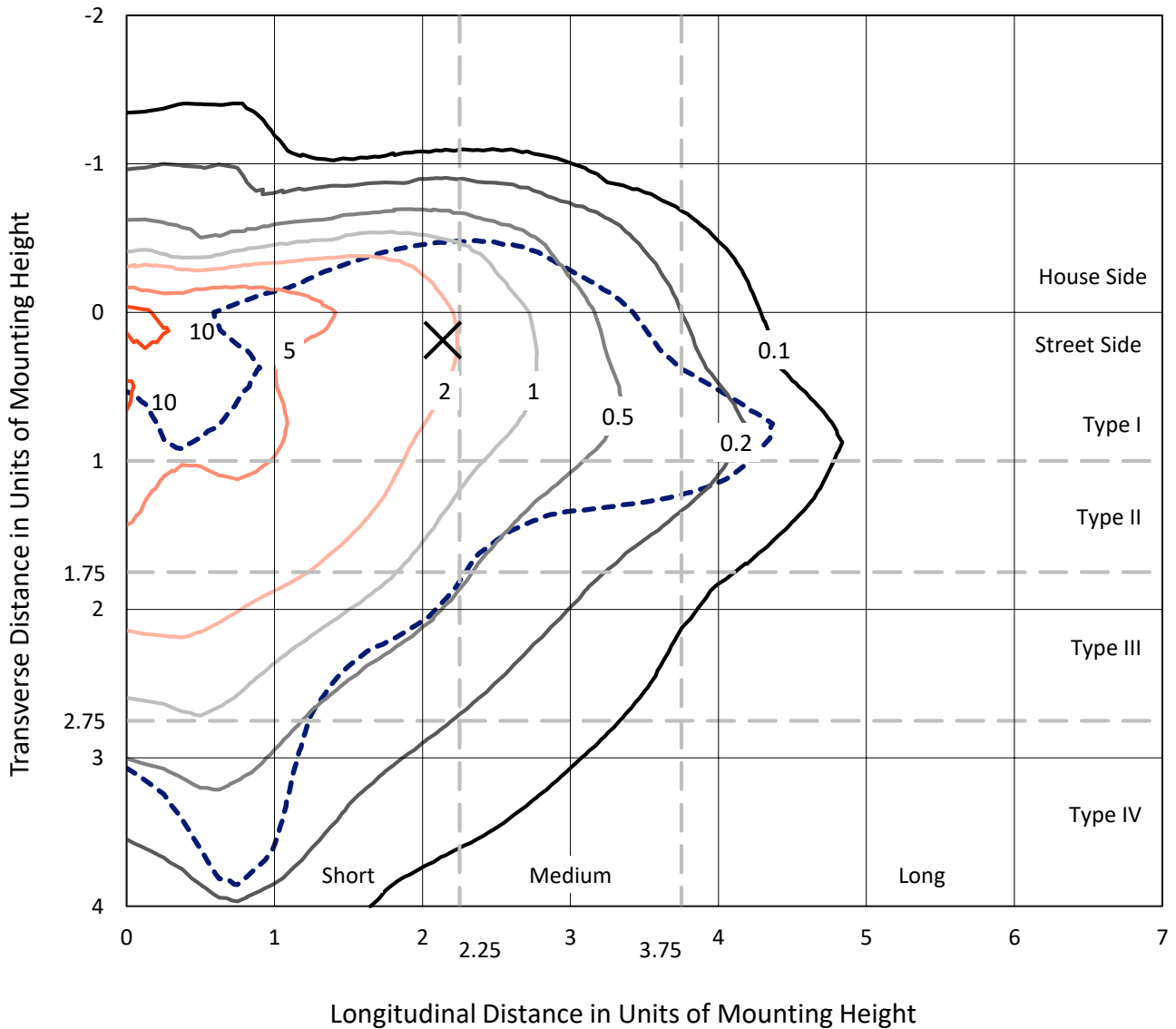


REPORT NUMBER: P227147

CATALOG NUMBER: ISW-AF-600-LED-E1-SLL-7060-ULG

### Iso-Footcandle Lines of Horizontal Illumination

× Max cd  
 - - - 1/2 Max cd

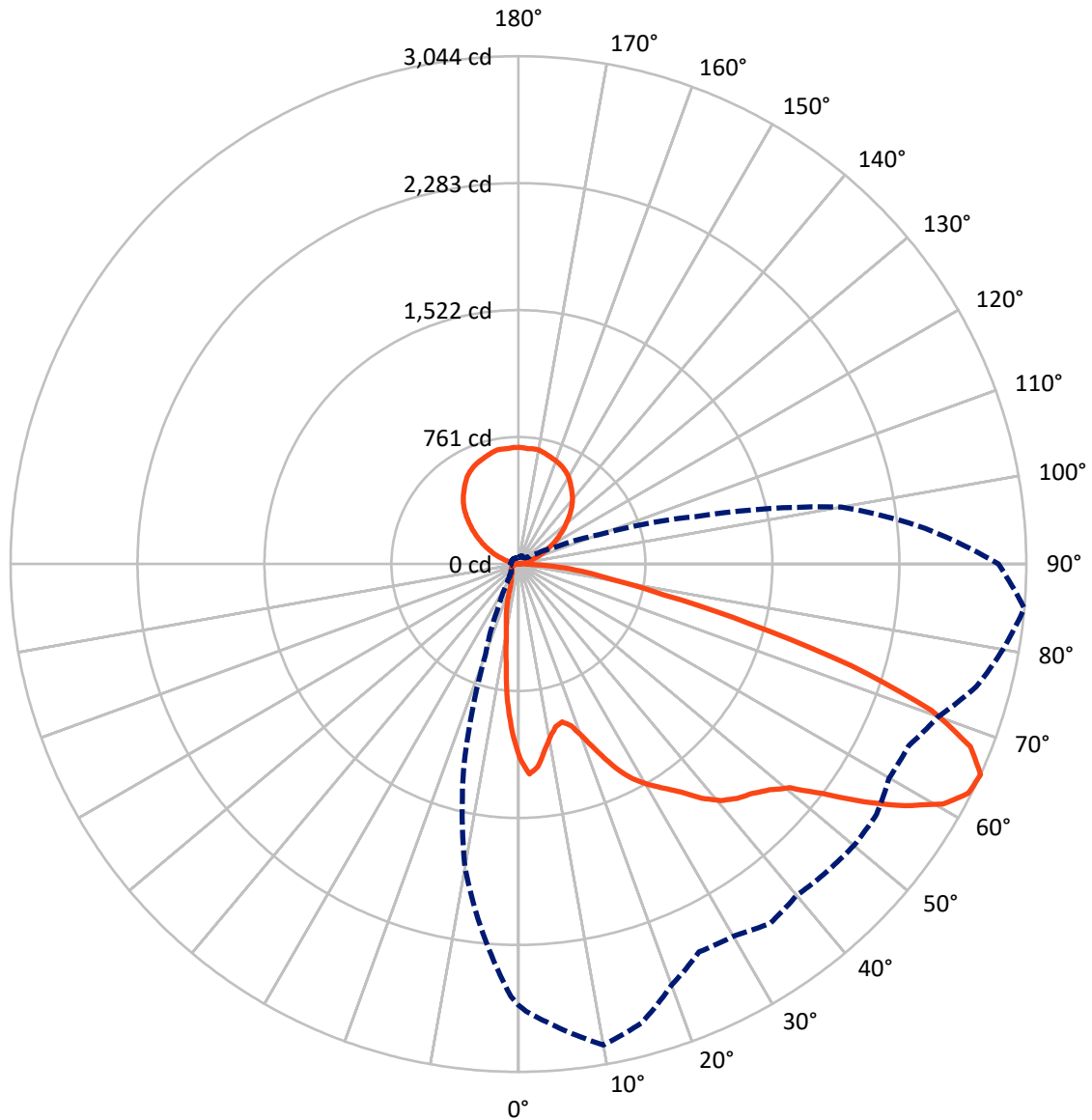


Based on 10 foot mounting height. Maximum calculated value = 12.8 fc  
 Type IV - Short - Non-Cutoff

REPORT NUMBER: P227147

CATALOG NUMBER: ISW-AF-600-LED-E1-SLL-7060-ULG

### Luminous Intensity Polar Plot



— Vertical Plane Through 85-Deg Lateral      - - - Horizontal Cone Through 65-Deg Vertical

REPORT NUMBER: P227147

CATALOG NUMBER: ISW-AF-600-LED-E1-SLL-7060-ULG

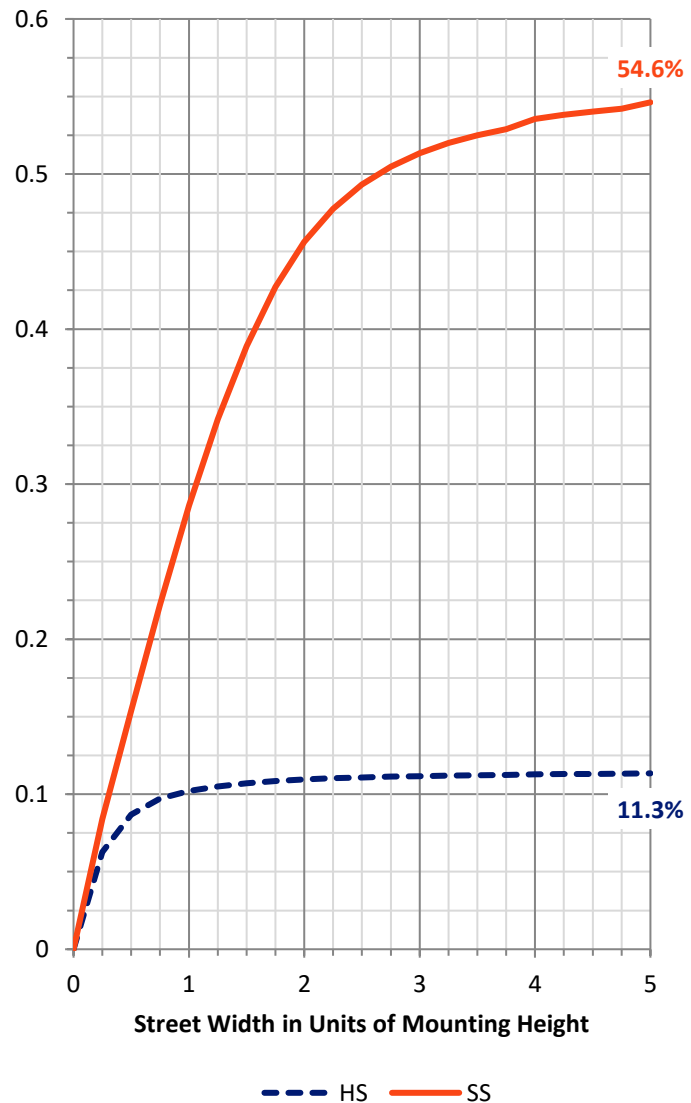
**FLUX DISTRIBUTION:**

		Downward	Upward	Total
<b>House Side</b>	Lumens	605.9	867.6	1473.5
	% Fixture	11.5	16.5	28.0
<b>Street Side</b>	Lumens	2924.2	867.7	3791.9
	% Fixture	55.5	16.5	72.0
<b>Total</b>	Lumens	3530.0	1735.3	5265.3
	% Fixture	67.0	33.0	100.0

**Coefficient of Utilization**

**ZONAL LUMENS:**

Zone	Lumens	% Fixture
0°-10°	86.4	1.6
10°-20°	166.2	3.2
20°-30°	237.0	4.5
30°-40°	343.8	6.5
40°-50°	491.8	9.3
50°-60°	755.1	14.3
60°-70°	874.1	16.6
70°-80°	445.9	8.5
80°-90°	129.7	2.5
90°-100°	9.4	0.2
100°-110°	57.4	1.1
110°-120°	166.1	3.2
120°-130°	273.2	5.2
130°-140°	336.8	6.4
140°-150°	344.6	6.5
150°-160°	290.3	5.5
160°-170°	191.2	3.6
170°-180°	66.3	1.3
0°-90°	3530.0	67.0
0°-180°	5265.3	100.0



REPORT NUMBER: P227147

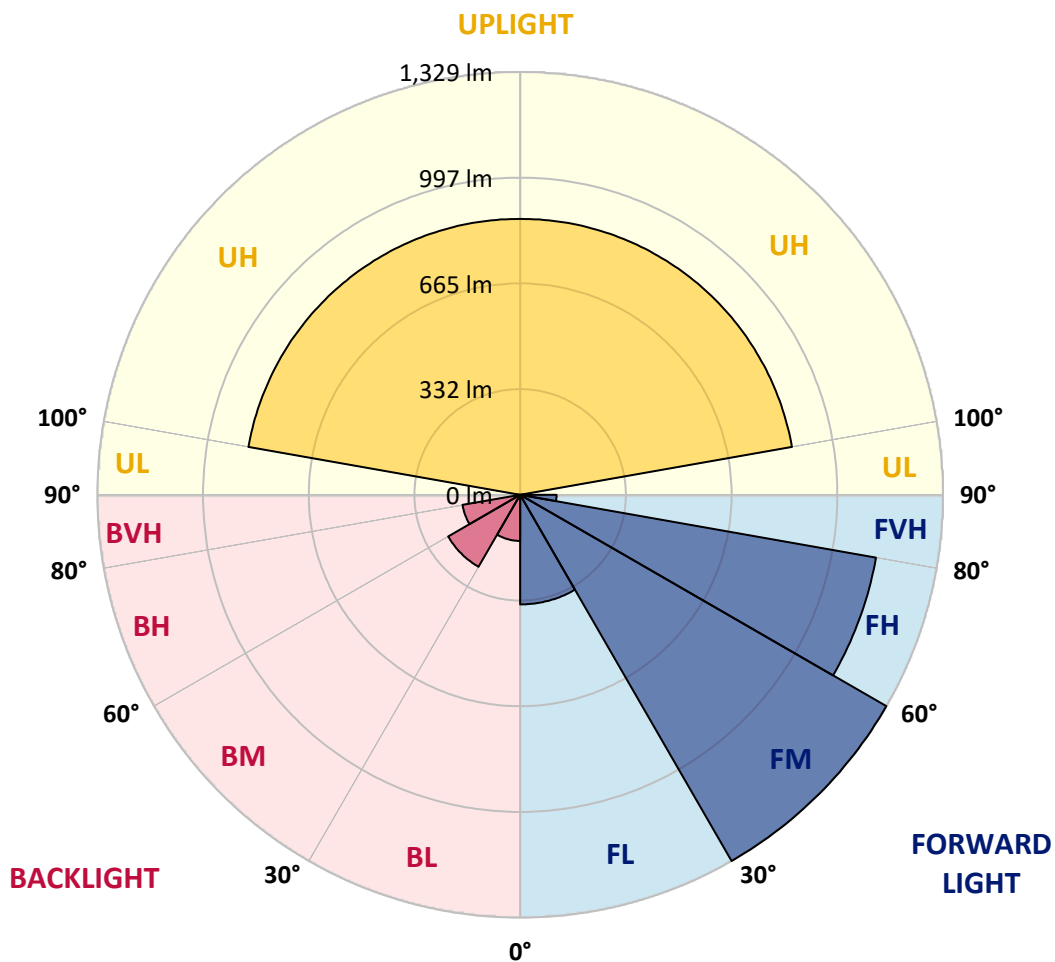
CATALOG NUMBER: ISW-AF-600-LED-E1-SLL-7060-ULG

**LUMINAIRE CLASSIFICATION SYSTEM LUMEN TABLE AND BUG RATING:**

Zone		Lumens	% Fixture	Zone Rating/Lumen Limit		
				B	U	G
FL	(0°-30°)	344.7	6.5			
FM	(30°-60°)	1329.4	25.2			
FH	(60°-80°)	1135.9	21.6			G1/1800
FVH	(80°-90°)	114.2	2.2			G2/225
BL	(0°-30°)	144.9	2.8	B1/500		
BM	(30°-60°)	261.4	5.0	B1/1000		
BH	(60°-80°)	184.1	3.5	B1/500		G1/500
BVH	(80°-90°)	15.5	0.3			G1/100
UL	(90°-100°)	9.4	0.2		U1/10	
UH	(100°-180°)	867.6	16.5		U4/1000	

**BUG Rating: B1-U5-G2**

Type IV Short





REPORT NUMBER: P227147

CATALOG NUMBER: ISW-AF-600-LED-E1-SLL-7060-ULG

**CANDELA DISTRIBUTION (FULL):**

	0°	1°	5°	10°	15°	20°	25°	30°	35°	40°	45°
0°	1165.9	1165.9	1165.9	1165.9	1165.9	1165.9	1165.9	1165.9	1165.9	1165.9	1165.9
2.5°	1206.9	1208.1	1224.7	1240.7	1260.9	1258.0	1274.6	1287.1	1298.3	1300.1	1308.4
5°	1133.2	1145.1	1182.5	1214.6	1255.0	1286.5	1320.3	1347.0	1366.6	1385.1	1387.4
7.5°	1029.9	1038.8	1082.1	1132.6	1190.8	1232.4	1283.5	1328.0	1359.5	1389.2	1395.7
10°	941.4	949.7	997.8	1063.1	1114.2	1168.3	1221.1	1257.4	1298.3	1323.9	1336.4
12.5°	898.6	908.7	954.5	1013.8	1066.1	1118.4	1158.2	1189.6	1212.8	1217.6	1221.1
15°	915.3	920.6	971.1	1023.9	1065.5	1091.7	1102.3	1121.3	1119.6	1129.1	1130.9
17.5°	982.4	980.0	1033.4	1070.3	1090.5	1087.5	1070.9	1060.8	1042.9	1037.6	1053.0
20°	1097.6	1105.9	1140.4	1162.9	1142.1	1094.0	1048.3	1016.8	991.9	983.6	981.8
22.5°	1232.4	1243.1	1280.5	1268.6	1215.8	1127.9	1044.7	994.2	963.4	954.5	950.9
25°	1373.8	1380.9	1399.9	1359.5	1285.3	1171.2	1069.7	999.0	958.0	944.9	943.2
27.5°	1487.8	1494.9	1486.0	1439.7	1332.2	1219.9	1104.1	1020.4	966.9	953.9	947.9
30°	1581.1	1584.6	1554.9	1497.3	1390.4	1274.0	1149.3	1057.8	995.4	965.7	961.6
32.5°	1685.6	1683.2	1625.6	1546.0	1439.7	1322.7	1200.9	1100.0	1022.8	986.5	980.0
35°	1800.2	1779.4	1677.9	1594.1	1473.5	1360.1	1247.9	1144.5	1066.7	1018.6	1010.3
37.5°	1902.4	1881.0	1745.0	1632.1	1507.4	1389.2	1284.7	1202.1	1133.8	1089.9	1086.3
40°	1982.0	1955.8	1796.1	1657.7	1524.0	1410.6	1328.0	1274.6	1229.4	1193.8	1193.8
42.5°	2046.1	2017.6	1845.9	1687.4	1538.9	1443.3	1400.5	1382.1	1372.6	1353.0	1360.1
45°	2107.9	2078.8	1886.9	1706.4	1572.1	1506.8	1512.7	1528.8	1557.3	1546.0	1556.1
47.5°	2166.7	2138.2	1933.3	1736.7	1636.3	1620.8	1651.7	1715.9	1771.7	1815.7	1846.5
50°	2265.3	2231.4	2016.4	1825.8	1737.3	1745.0	1834.1	1960.0	2050.9	2091.2	2088.9
52.5°	2452.4	2404.2	2195.2	1992.1	1881.6	1924.3	2029.5	2188.1	2306.8	2338.3	2350.8
55°	2681.0	2643.0	2453.5	2212.4	2132.2	2147.1	2277.7	2457.1	2548.6	2581.2	2591.9
57.5°	2815.2	2805.1	2686.4	2448.2	2370.4	2364.5	2534.9	2681.6	2760.6	2791.5	2782.0
59°	2846.7	2849.7	2782.0	2615.1	2508.2	2495.1	2668.5	2804.6	2870.5	2880.0	2875.2
60°	2843.8	2860.4	2852.1	2706.6	2595.5	2578.9	2725.0	2854.4	2909.7	2924.5	2907.9
62.5°	2782.6	2811.1	2890.1	2874.6	2793.3	2708.3	2777.2	2871.1	2906.7	2892.5	2880.0
65°	2643.6	2681.0	2790.9	2927.5	2849.1	2685.2	2564.6	2575.3	2629.3	2593.7	2610.9
67.5°	2403.7	2446.4	2504.6	2814.7	2700.6	2425.6	2218.3	2116.8	2091.2	2125.7	2180.3
70°	1955.2	1983.1	2130.4	2568.8	2371.6	1993.8	1733.7	1598.3	1553.1	1632.7	1688.6
72.5°	1379.1	1420.7	1614.9	2125.7	1951.1	1597.1	1312.0	1187.3	1142.1	1145.7	1194.4
75°	839.2	895.7	1128.5	1680.8	1537.7	1223.5	999.6	909.9	896.2	888.5	880.2
77.5°	553.5	574.9	741.8	1160.0	1037.0	870.1	750.1	787.0	827.9	836.9	847.5
80°	375.4	381.9	481.1	813.7	683.0	642.6	606.4	693.1	770.9	785.2	777.5
82.5°	231.0	250.6	335.6	548.8	544.6	525.6	479.3	547.0	598.7	607.6	623.6
85°	80.2	83.7	206.1	484.7	553.5	559.5	395.0	311.8	350.4	343.9	247.1
87.5°	34.4	38.6	64.1	324.3	374.8	310.0	180.6	160.4	123.5	69.5	67.1
90°	7.4	7.4	6.8	9.0	15.9	13.4	13.3	9.8	8.0	7.5	7.0
92.5°	4.0	4.0	4.0	4.5	5.0	5.5	6.0	6.0	6.0	6.0	6.0
95°	5.0	5.0	5.0	5.5	6.0	6.5	7.0	7.0	7.0	7.0	7.0
97.5°	7.0	7.0	7.0	7.5	8.0	8.0	8.0	8.5	9.0	9.0	9.0
100°	8.0	8.0	8.0	8.5	9.0	9.5	10.0	11.0	12.0	16.5	21.0
102.5°	11.0	11.0	11.0	12.0	13.0	15.5	18.0	22.5	27.0	33.5	40.0
105°	21.0	21.2	22.0	24.5	27.0	31.5	36.0	42.0	48.0	55.5	63.0
107.5°	41.0	41.2	42.0	45.5	49.0	53.5	58.0	65.5	73.0	80.5	88.0



REPORT NUMBER: P227147

CATALOG NUMBER: ISW-AF-600-LED-E1-SLL-7060-ULG

**CANDELA DISTRIBUTION (continued):**

	0°	1°	5°	10°	15°	20°	25°	30°	35°	40°	45°
110°	66.0	66.4	68.0	71.0	74.0	80.5	87.0	94.5	102.0	108.0	114.0
112.5°	99.0	99.0	99.0	102.5	106.0	113.5	121.0	127.5	134.0	138.5	143.0
115°	140.0	139.8	139.0	143.0	147.0	153.0	159.0	163.5	168.0	171.0	174.0
117.5°	184.0	184.0	184.0	186.5	189.0	193.0	197.0	199.5	202.0	203.5	205.0
120°	225.0	224.6	223.0	224.5	226.0	229.5	233.0	235.0	237.0	240.0	243.0
122.5°	263.0	262.4	260.0	260.5	261.0	264.0	267.0	269.0	271.0	274.0	277.0
125°	298.0	297.2	294.0	295.0	296.0	297.5	299.0	302.0	305.0	307.5	310.0
127.5°	330.0	329.8	329.0	329.0	329.0	331.0	333.0	336.0	339.0	339.5	340.0
130°	363.0	362.6	361.0	361.5	362.0	364.0	366.0	368.0	370.0	371.0	372.0
132.5°	396.0	395.6	394.0	393.5	393.0	397.0	401.0	402.5	404.0	404.5	405.0
135°	429.0	428.4	426.0	426.0	426.0	429.0	432.0	433.5	435.0	436.0	437.0
137.5°	460.0	459.4	457.0	458.0	459.0	459.5	460.0	462.0	464.0	466.0	468.0
140°	488.0	487.4	485.0	486.0	487.0	488.0	489.0	490.0	491.0	494.0	497.0
142.5°	518.0	517.4	515.0	516.0	517.0	517.5	518.0	519.5	521.0	523.0	525.0
145°	550.0	549.2	546.0	545.0	544.0	545.5	547.0	548.5	550.0	550.5	551.0
147.5°	575.0	574.4	572.0	571.5	571.0	572.5	574.0	574.0	574.0	574.5	575.0
150°	595.0	594.4	592.0	592.5	593.0	593.0	593.0	593.0	593.0	593.0	593.0
152.5°	611.0	610.4	608.0	608.0	608.0	608.5	609.0	609.5	610.0	610.0	610.0
155°	629.0	628.2	625.0	625.0	625.0	626.0	627.0	628.5	630.0	629.0	628.0
157.5°	646.0	645.4	643.0	643.0	643.0	643.5	644.0	645.0	646.0	645.5	645.0
160°	663.0	662.4	660.0	659.5	659.0	657.5	656.0	655.5	655.0	655.0	655.0
162.5°	673.0	672.2	669.0	669.0	669.0	667.0	665.0	663.0	661.0	662.0	663.0
165°	681.0	680.4	678.0	677.0	676.0	676.0	676.0	674.5	673.0	673.0	673.0
167.5°	690.0	689.4	687.0	685.5	684.0	685.0	686.0	687.0	688.0	686.5	685.0
170°	698.0	697.4	695.0	693.5	692.0	692.0	692.0	692.5	693.0	692.0	691.0
172.5°	699.0	698.6	697.0	696.0	695.0	694.0	693.0	691.5	690.0	690.0	690.0
175°	700.0	699.6	698.0	697.5	697.0	696.0	695.0	693.0	691.0	690.5	690.0
177.5°	707.0	706.6	705.0	702.5	700.0	699.5	699.0	698.0	697.0	696.0	695.0
180°	700.0	700.0	700.0	700.0	700.0	700.0	700.0	700.0	700.0	700.0	700.0





REPORT NUMBER: P227147

CATALOG NUMBER: ISW-AF-600-LED-E1-SLL-7060-ULG

**CANDELA DISTRIBUTION (continued):**

	50°	55°	60°	65°	70°	75°	80°	85°	90°	95°	100°
0°	1165.9	1165.9	1165.9	1165.9	1165.9	1165.9	1165.9	1165.9	1165.9	1165.9	1165.9
2.5°	1306.7	1298.9	1303.7	1297.2	1286.5	1279.3	1271.0	1260.3	1247.9	1231.2	1214.6
5°	1382.1	1376.1	1361.3	1339.9	1310.2	1285.3	1255.6	1220.5	1191.4	1154.0	1119.0
7.5°	1388.6	1379.1	1351.8	1312.0	1266.3	1219.9	1184.9	1127.9	1091.1	1031.7	991.9
10°	1329.2	1329.8	1302.5	1265.1	1217.6	1162.9	1112.4	1050.1	996.0	935.4	868.9
12.5°	1241.9	1250.2	1251.4	1218.2	1171.8	1114.2	1057.8	998.4	931.3	866.5	805.4
15°	1142.7	1166.5	1168.3	1160.0	1135.6	1086.9	1035.2	981.8	913.5	842.8	773.9
17.5°	1054.2	1076.8	1097.6	1116.6	1117.8	1094.6	1063.1	1017.4	949.1	866.0	785.2
20°	987.1	1011.5	1047.1	1082.1	1120.8	1132.6	1135.0	1105.9	1032.9	931.3	822.0
22.5°	959.2	987.7	1023.9	1089.9	1158.2	1200.3	1224.1	1224.1	1147.5	1028.7	882.6
25°	953.3	976.4	1031.7	1113.6	1205.1	1278.7	1323.9	1354.2	1298.9	1154.0	957.4
27.5°	957.4	988.9	1057.2	1140.9	1236.6	1331.0	1405.2	1458.1	1406.4	1239.5	1026.9
30°	974.1	1021.0	1091.7	1178.4	1277.0	1376.7	1466.4	1533.5	1495.5	1317.3	1092.8
32.5°	1003.2	1060.2	1140.4	1218.8	1316.8	1424.8	1513.3	1601.8	1573.9	1371.4	1127.9
35°	1046.5	1113.6	1186.7	1265.7	1359.5	1467.6	1562.0	1677.9	1667.8	1439.1	1162.9
37.5°	1116.6	1185.5	1252.6	1320.3	1409.4	1514.5	1632.1	1780.0	1771.7	1539.5	1219.3
40°	1240.1	1280.5	1330.4	1373.8	1457.5	1557.9	1683.8	1864.4	1894.1	1625.6	1269.2
42.5°	1393.4	1417.1	1431.4	1443.3	1486.0	1580.5	1721.2	1920.8	1969.5	1689.7	1307.8
45°	1588.8	1581.6	1553.1	1525.8	1521.1	1593.5	1738.4	1962.4	2028.9	1752.1	1347.0
47.5°	1819.8	1804.4	1726.6	1636.9	1587.0	1617.3	1768.7	2023.5	2101.9	1834.1	1395.7
50°	2086.5	2050.3	1923.2	1771.7	1679.6	1684.4	1845.4	2108.5	2198.1	1941.0	1486.6
52.5°	2333.6	2268.8	2117.4	1917.2	1785.4	1801.4	1983.1	2284.3	2395.3	2118.0	1639.3
55°	2551.5	2468.4	2305.1	2085.9	1966.5	1994.4	2203.5	2517.1	2622.2	2328.8	1793.7
57.5°	2736.8	2648.4	2487.4	2294.4	2145.9	2169.0	2400.1	2733.3	2804.0	2518.3	1941.6
59°	2821.2	2733.9	2585.4	2407.2	2268.2	2316.9	2539.1	2840.8	2871.1	2591.3	1998.0
60°	2862.2	2774.9	2644.2	2470.2	2343.1	2407.2	2612.7	2922.2	2896.0	2602.0	2019.4
62.5°	2859.2	2798.0	2711.9	2593.1	2570.0	2676.9	2852.1	3026.7	2913.2	2571.1	2033.0
65°	2624.6	2619.2	2565.8	2579.5	2676.3	2841.4	2948.9	3043.9	2877.6	2448.2	1967.1
67.5°	2189.2	2211.2	2218.3	2302.1	2528.4	2808.7	2903.1	2921.6	2722.6	2185.1	1762.2
70°	1690.3	1641.6	1721.8	1869.7	2195.8	2556.9	2691.1	2627.0	2405.4	1829.9	1439.1
72.5°	1196.8	1211.0	1326.3	1518.1	1850.1	2224.3	2434.5	2084.7	1809.7	1369.6	1020.4
75°	900.4	967.5	1023.3	1191.4	1502.7	1905.3	2078.8	1433.2	1179.0	944.4	667.6
77.5°	863.0	857.6	814.9	850.5	1083.3	1334.6	1483.1	894.5	738.3	617.7	403.3
80°	797.7	751.9	674.1	639.7	682.4	857.0	941.4	574.9	491.2	431.8	227.5
82.5°	618.9	588.0	506.0	503.7	569.0	608.8	647.4	407.4	369.4	349.8	139.6
85°	392.6	403.3	413.4	504.2	631.4	638.5	503.7	248.3	194.8	274.4	89.1
87.5°	116.4	189.5	229.9	390.2	569.0	570.8	378.9	81.4	73.1	85.5	51.7
90°	7.0	7.0	8.0	9.0	9.0	9.0	8.6	7.0	7.0	7.0	8.0
92.5°	6.5	7.0	7.0	7.0	6.5	6.0	6.0	6.0	6.0	6.0	6.0
95°	7.0	7.0	7.5	8.0	7.5	7.0	7.0	7.0	7.0	7.0	7.0
97.5°	10.5	12.0	11.0	10.0	9.5	9.0	8.5	8.0	8.0	8.0	8.5
100°	25.0	29.0	27.5	26.0	24.5	23.0	21.0	19.0	19.0	19.0	21.0
102.5°	45.0	50.0	48.5	47.0	44.5	42.0	40.5	39.0	38.0	39.0	40.5
105°	67.5	72.0	71.0	70.0	67.5	65.0	63.0	61.0	61.0	61.0	63.0
107.5°	91.5	95.0	94.5	94.0	92.0	90.0	88.5	87.0	86.0	87.0	88.5



REPORT NUMBER: P227147

CATALOG NUMBER: ISW-AF-600-LED-E1-SLL-7060-ULG

**CANDELA DISTRIBUTION (continued):**

	50°	55°	60°	65°	70°	75°	80°	85°	90°	95°	100°
110°	117.0	120.0	120.5	121.0	120.0	119.0	117.5	116.0	117.0	116.0	117.5
112.5°	145.5	148.0	149.0	150.0	149.5	149.0	148.0	147.0	147.0	147.0	148.0
115°	176.5	179.0	180.5	182.0	180.5	179.0	178.0	177.0	178.0	177.0	178.0
117.5°	208.0	211.0	213.0	215.0	212.5	210.0	209.0	208.0	209.0	208.0	209.0
120°	244.5	246.0	248.0	250.0	247.5	245.0	244.0	243.0	243.0	243.0	244.0
122.5°	278.0	279.0	281.0	283.0	280.5	278.0	277.0	276.0	277.0	276.0	277.0
125°	311.5	313.0	314.0	315.0	312.5	310.0	310.0	310.0	310.0	310.0	310.0
127.5°	342.5	345.0	345.5	346.0	346.0	346.0	345.5	345.0	347.0	345.0	345.5
130°	374.5	377.0	379.0	381.0	381.0	381.0	380.0	379.0	380.0	379.0	380.0
132.5°	408.0	411.0	413.5	416.0	415.0	414.0	414.0	414.0	415.0	414.0	414.0
135°	440.0	443.0	445.5	448.0	447.5	447.0	448.5	450.0	451.0	450.0	448.5
137.5°	470.5	473.0	474.0	475.0	475.5	476.0	478.5	481.0	482.0	481.0	478.5
140°	498.5	500.0	501.0	502.0	503.0	504.0	506.5	509.0	511.0	509.0	506.5
142.5°	526.0	527.0	530.0	533.0	533.0	533.0	533.5	534.0	536.0	534.0	533.5
145°	553.5	556.0	559.0	562.0	561.5	561.0	559.5	558.0	560.0	558.0	559.5
147.5°	577.5	580.0	582.5	585.0	585.5	586.0	584.5	583.0	585.0	583.0	584.5
150°	595.0	597.0	598.5	600.0	601.5	603.0	604.5	606.0	610.0	606.0	604.5
152.5°	610.5	611.0	612.5	614.0	616.0	618.0	620.5	623.0	628.0	623.0	620.5
155°	627.0	626.0	628.5	631.0	633.5	636.0	637.0	638.0	641.0	638.0	637.0
157.5°	644.5	644.0	646.0	648.0	649.0	650.0	650.0	650.0	655.0	650.0	650.0
160°	656.5	658.0	661.0	664.0	662.5	661.0	660.5	660.0	666.0	660.0	660.5
162.5°	665.0	667.0	669.0	671.0	670.5	670.0	669.0	668.0	674.0	668.0	669.0
165°	672.5	672.0	674.5	677.0	678.5	680.0	679.0	678.0	682.0	678.0	679.0
167.5°	681.5	678.0	681.0	684.0	686.0	688.0	688.0	688.0	694.0	688.0	688.0
170°	688.5	686.0	687.5	689.0	691.5	694.0	695.0	696.0	701.0	696.0	695.0
172.5°	689.5	689.0	690.5	692.0	693.0	694.0	695.0	696.0	701.0	696.0	695.0
175°	690.0	690.0	692.5	695.0	695.5	696.0	695.0	694.0	699.0	694.0	695.0
177.5°	694.5	694.0	696.5	699.0	700.0	701.0	699.5	698.0	702.0	698.0	699.5
180°	700.0	700.0	700.0	700.0	700.0	700.0	700.0	700.0	700.0	700.0	700.0



REPORT NUMBER: P227147

CATALOG NUMBER: ISW-AF-600-LED-E1-SLL-7060-ULG

**CANDELA DISTRIBUTION (continued):**

	105°	110°	115°	120°	125°	130°	135°	140°	145°	150°	155°
0°	1165.9	1165.9	1165.9	1165.9	1165.9	1165.9	1165.9	1165.9	1165.9	1165.9	1165.9
2.5°	1197.4	1195.0	1178.4	1150.4	1152.8	1139.8	1123.1	1096.4	1091.1	1076.2	1073.8
5°	1089.3	1061.4	1025.1	981.2	964.5	942.0	918.8	902.2	881.4	862.4	887.9
7.5°	944.9	904.0	861.8	815.5	788.7	751.9	732.3	694.3	666.4	661.0	639.1
10°	824.4	772.7	724.6	683.0	633.1	598.7	573.7	553.0	533.9	510.8	496.5
12.5°	744.2	686.0	634.9	583.2	559.5	531.0	515.5	495.9	468.6	449.0	430.0
15°	708.0	645.0	589.2	544.0	509.6	482.9	455.5	431.8	402.1	380.1	358.1
17.5°	703.2	621.3	550.6	500.1	462.7	433.6	397.3	365.9	329.6	305.3	286.9
20°	708.6	603.4	514.9	449.0	411.0	359.9	326.1	287.5	251.8	219.8	190.7
22.5°	729.9	593.9	479.9	407.4	351.0	292.8	256.6	207.3	177.0	146.1	134.8
25°	759.0	588.0	449.6	361.7	290.4	232.8	183.5	142.5	128.9	121.2	117.0
27.5°	789.9	577.3	415.8	319.5	241.7	171.6	137.2	120.0	114.6	110.5	107.5
30°	813.1	556.5	374.2	274.4	192.4	146.7	122.4	111.1	107.5	102.8	99.8
32.5°	823.2	524.4	336.8	231.6	162.1	125.9	106.9	100.4	96.8	92.7	90.9
35°	821.4	488.2	317.8	215.0	148.5	111.7	93.8	89.7	84.9	80.8	76.6
37.5°	823.2	455.0	302.9	210.8	142.5	101.0	85.5	82.6	79.0	74.8	71.3
40°	830.3	436.5	295.8	201.9	137.8	96.8	79.0	76.0	75.4	70.7	67.7
42.5°	833.3	438.3	292.2	189.5	125.9	95.6	79.0	72.5	72.5	68.9	65.3
45°	829.7	451.4	294.6	182.3	117.0	89.7	83.2	72.5	70.7	67.7	64.1
47.5°	840.4	460.9	294.6	181.1	111.1	83.7	79.0	79.6	71.9	68.3	63.0
50°	884.4	469.8	288.7	179.4	109.3	77.8	74.8	78.4	80.8	69.5	63.6
52.5°	962.2	481.1	282.1	176.4	106.9	73.1	69.5	73.6	82.6	73.1	63.6
55°	1041.8	501.3	278.0	171.6	103.3	70.1	63.0	70.7	75.4	72.5	63.0
57.5°	1126.7	523.3	273.8	160.4	95.0	67.1	60.6	61.8	67.7	70.1	61.2
59°	1152.2	533.9	270.2	152.0	87.9	64.7	58.8	57.0	60.6	67.1	60.0
60°	1170.6	534.5	266.1	144.9	83.7	63.6	57.6	55.2	56.4	68.9	60.6
62.5°	1172.4	533.9	253.0	130.1	75.4	61.2	55.8	52.9	51.7	57.6	61.8
65°	1098.8	509.0	229.3	122.4	76.0	58.8	52.9	50.5	48.1	49.3	53.5
67.5°	961.0	444.9	204.3	124.1	80.2	57.0	50.5	48.1	46.3	45.1	46.9
70°	727.0	369.4	197.2	128.3	83.7	55.8	46.9	44.5	43.4	42.8	42.8
72.5°	503.7	304.1	189.5	131.3	86.7	55.2	43.4	41.0	40.4	39.8	39.8
75°	324.3	220.9	156.8	111.7	79.0	50.5	39.2	36.8	36.2	35.6	36.2
77.5°	191.8	154.4	115.2	78.4	57.6	40.4	33.9	32.1	32.1	32.1	32.7
80°	106.3	91.5	76.6	50.5	41.0	30.3	27.9	26.1	26.1	26.7	27.9
82.5°	63.6	50.5	43.4	32.1	27.9	21.4	20.8	19.6	20.2	20.8	22.0
85°	41.6	32.1	26.1	21.4	19.0	13.7	11.9	12.5	13.1	14.3	14.8
87.5°	23.2	17.8	14.3	12.5	11.3	5.9	4.8	4.8	5.9	7.1	8.3
90°	9.0	9.0	9.0	8.0	7.0	7.0	7.0	7.5	8.0	8.0	8.0
92.5°	6.0	6.5	7.0	7.0	7.0	6.5	6.0	6.0	6.0	6.0	6.0
95°	7.0	7.5	8.0	7.5	7.0	7.0	7.0	7.0	7.0	7.0	7.0
97.5°	9.0	9.5	10.0	11.0	12.0	10.5	9.0	9.0	9.0	8.5	8.0
100°	23.0	24.5	26.0	27.5	29.0	25.0	21.0	16.5	12.0	11.0	10.0
102.5°	42.0	44.5	47.0	48.5	50.0	45.0	40.0	33.5	27.0	22.5	18.0
105°	65.0	67.5	70.0	71.0	72.0	67.5	63.0	55.5	48.0	42.0	36.0
107.5°	90.0	92.0	94.0	94.5	95.0	91.5	88.0	80.5	73.0	65.5	58.0



REPORT NUMBER: P227147  
 CATALOG NUMBER: ISW-AF-600-LED-E1-SLL-7060-ULG

REPORT N  
 CATALOG

**CANDELA DISTRIBUTION (continued):**

**CANDELA**

	105°	110°	115°	120°	125°	130°	135°	140°	145°	150°	155°	
110°	119.0	120.0	121.0	120.5	120.0	117.0	114.0	108.0	102.0	94.5	87.0	0°
112.5°	149.0	149.5	150.0	149.0	148.0	145.5	143.0	138.5	134.0	127.5	121.0	2.5°
115°	179.0	180.5	182.0	180.5	179.0	176.5	174.0	171.0	168.0	163.5	159.0	5°
117.5°	210.0	212.5	215.0	213.0	211.0	208.0	205.0	203.5	202.0	199.5	197.0	7.5°
120°	245.0	247.5	250.0	248.0	246.0	244.5	243.0	240.0	237.0	235.0	233.0	10°
122.5°	278.0	280.5	283.0	281.0	279.0	278.0	277.0	274.0	271.0	269.0	267.0	12.5°
125°	310.0	312.5	315.0	314.0	313.0	311.5	310.0	307.5	305.0	302.0	299.0	15°
127.5°	346.0	346.0	346.0	345.5	345.0	342.5	340.0	339.5	339.0	336.0	333.0	17.5°
130°	381.0	381.0	381.0	379.0	377.0	374.5	372.0	371.0	370.0	368.0	366.0	20°
132.5°	414.0	415.0	416.0	413.5	411.0	408.0	405.0	404.5	404.0	402.5	401.0	22.5°
135°	447.0	447.5	448.0	445.5	443.0	440.0	437.0	436.0	435.0	433.5	432.0	25°
137.5°	476.0	475.5	475.0	474.0	473.0	470.5	468.0	466.0	464.0	462.0	460.0	27.5°
140°	504.0	503.0	502.0	501.0	500.0	498.5	497.0	494.0	491.0	490.0	489.0	30°
142.5°	533.0	533.0	533.0	530.0	527.0	526.0	525.0	523.0	521.0	519.5	518.0	32.5°
145°	561.0	561.5	562.0	559.0	556.0	553.5	551.0	550.5	550.0	548.5	547.0	35°
147.5°	586.0	585.5	585.0	582.5	580.0	577.5	575.0	574.5	574.0	574.0	574.0	37.5°
150°	603.0	601.5	600.0	598.5	597.0	595.0	593.0	593.0	593.0	593.0	593.0	40°
152.5°	618.0	616.0	614.0	612.5	611.0	610.5	610.0	610.0	610.0	609.5	609.0	42.5°
155°	636.0	633.5	631.0	628.5	626.0	627.0	628.0	629.0	630.0	628.5	627.0	45°
157.5°	650.0	649.0	648.0	646.0	644.0	644.5	645.0	645.5	646.0	645.0	644.0	47.5°
160°	661.0	662.5	664.0	661.0	658.0	656.5	655.0	655.0	655.0	655.5	656.0	50°
162.5°	670.0	670.5	671.0	669.0	667.0	665.0	663.0	662.0	661.0	663.0	665.0	52.5°
165°	680.0	678.5	677.0	674.5	672.0	672.5	673.0	673.0	673.0	674.5	676.0	55°
167.5°	688.0	686.0	684.0	681.0	678.0	681.5	685.0	686.5	688.0	687.0	686.0	57.5°
170°	694.0	691.5	689.0	687.5	686.0	688.5	691.0	692.0	693.0	692.5	692.0	59°
172.5°	694.0	693.0	692.0	690.5	689.0	689.5	690.0	690.0	690.0	691.5	693.0	60°
175°	696.0	695.5	695.0	692.5	690.0	690.0	690.0	690.5	691.0	693.0	695.0	62.5°
177.5°	701.0	700.0	699.0	696.5	694.0	694.5	695.0	696.0	697.0	698.0	699.0	65°
180°	700.0	700.0	700.0	700.0	700.0	700.0	700.0	700.0	700.0	700.0	700.0	67.5°
												70°
												72.5°
												75°
												77.5°
												80°
												82.5°
												85°
												87.5°
												90°
												92.5°
												95°
												97.5°
												100°
												102.5°
												105°
												107.5°



NUMBER: P227147  
 NUMBER: ISW-AF-600-LED-E1-SLL-7060-ULG

REPORT NUMBER: P  
 CATALOG NUMBER:

**DISTRIBUTION (continued):**

**CANDELA DISTRIBUTION**

160°	165°	170°	175°	180°	185°	190°	195°	200°	205°	210°	110°	160°
1165.9	1165.9	1165.9	1165.9	1165.9	1165.9	1165.9	1165.9	1165.9	1165.9	1165.9	110°	80.5
1082.1	1064.9	1046.5	1032.9	1038.8	1019.2	1021.0	1015.6	1013.3	1012.1	999.6	112.5°	113.5
857.0	863.6	836.3	839.2	847.5	827.3	813.7	836.3	833.3	813.1	824.4	115°	153.0
617.7	619.5	607.0	579.1	579.1	593.9	599.3	610.0	617.1	642.0	626.6	117.5°	193.0
472.2	455.5	443.1	430.6	423.5	408.6	412.2	425.3	433.6	447.8	459.1	120°	229.5
410.4	392.0	370.0	351.0	340.9	327.3	318.3	315.4	318.3	309.4	310.0	122.5°	264.0
340.9	324.3	299.9	289.8	270.8	260.1	254.2	246.5	240.5	228.1	222.7	125°	297.5
264.3	242.3	217.4	217.4	203.7	194.8	192.4	190.7	187.1	180.6	174.0	127.5°	331.0
175.8	161.6	147.3	140.2	141.4	140.2	136.6	142.5	142.5	144.9	143.7	130°	364.0
128.3	125.9	120.6	116.4	114.0	113.4	114.0	115.8	119.4	122.4	125.3	132.5°	397.0
115.2	114.0	109.3	105.1	104.5	103.3	103.3	105.1	105.7	106.3	105.7	135°	429.0
106.9	104.5	100.4	97.4	96.2	95.6	96.2	94.4	93.2	93.8	93.2	137.5°	459.5
96.8	95.0	90.9	88.5	87.9	87.9	86.1	85.5	84.3	84.9	84.3	140°	488.0
89.1	86.7	82.6	79.6	79.6	79.0	79.6	79.0	78.4	77.8	77.8	142.5°	517.5
74.8	74.2	70.1	68.9	69.5	71.3	71.3	71.3	71.9	71.3	71.3	145°	545.5
69.5	68.9	64.7	61.8	61.2	61.2	61.2	62.4	64.1	64.7	65.9	147.5°	572.5
65.9	65.3	61.2	58.8	57.6	57.0	56.4	56.4	57.0	59.4	61.2	150°	593.0
63.6	62.4	58.2	55.2	54.6	54.0	53.5	53.5	53.5	54.0	55.8	152.5°	608.5
62.4	60.6	55.8	52.9	51.7	51.1	51.1	51.7	51.1	51.1	51.1	155°	626.0
60.6	59.4	54.6	51.1	49.9	49.9	49.3	49.3	49.3	48.1	48.1	157.5°	643.5
60.0	58.2	53.5	49.9	48.7	48.1	47.5	48.1	46.9	46.3	45.7	160°	657.5
58.8	56.4	51.1	48.1	47.5	46.3	45.7	45.7	45.7	44.5	44.5	162.5°	667.0
58.2	55.2	49.9	46.9	45.7	44.5	44.0	44.0	45.1	44.0	44.0	165°	676.0
57.6	53.5	48.1	44.5	44.0	42.8	42.2	42.8	44.5	43.4	42.8	167.5°	685.0
55.2	52.3	46.9	44.0	42.8	41.6	41.0	41.6	42.8	42.8	42.8	170°	692.0
54.0	51.1	45.7	42.8	42.2	41.0	40.4	40.4	42.2	42.2	41.6	172.5°	694.0
52.3	49.9	44.5	41.0	39.8	39.8	39.2	39.2	39.8	39.8	40.4	175°	696.0
49.9	48.7	43.4	39.2	38.6	38.0	38.0	38.0	38.0	39.2	39.2	177.5°	699.5
47.5	46.9	41.6	38.0	36.8	36.8	36.8	36.8	36.8	37.4	38.0	180°	700.0
44.0	44.0	39.2	35.6	35.0	34.4	34.4	34.4	34.4	35.0	35.6		
40.4	41.0	36.2	32.7	32.1	32.1	32.1	32.1	32.7	32.7	33.3		
36.8	37.4	32.7	29.1	29.1	29.1	29.1	29.1	29.1	29.1	30.3		
33.3	33.3	27.9	24.4	24.9	25.5	26.1	25.5	25.5	26.1	27.9		
28.5	27.9	23.2	20.2	20.2	21.4	22.0	21.4	22.0	22.0	24.4		
22.6	22.6	17.8	14.8	14.8	17.2	17.2	17.2	17.8	18.4	20.2		
17.2	16.6	12.5	10.1	10.1	11.9	12.5	13.1	13.7	14.3	15.4		
10.1	10.1	6.5	4.2	4.8	5.3	7.1	7.1	7.1	8.3	10.1		
7.5	7.6	6.0	5.0	5.0	5.0	6.0	7.0	7.5	8.0	8.0		
5.5	5.0	4.5	4.0	4.0	4.0	4.5	5.0	5.5	6.0	6.0		
6.5	6.0	5.5	5.0	5.0	5.0	5.5	6.0	6.5	7.0	7.0		
8.0	8.0	7.5	7.0	7.0	7.0	7.5	8.0	8.0	8.0	8.5		
9.5	9.0	8.5	8.0	8.0	8.0	8.5	9.0	9.5	10.0	11.0		
15.5	13.0	12.0	11.0	11.0	11.0	12.0	13.0	15.5	18.0	22.5		
31.5	27.0	24.5	22.0	21.0	22.0	24.5	27.0	31.5	36.0	42.0		
53.5	49.0	45.5	42.0	41.0	42.0	45.5	49.0	53.5	58.0	65.5		

'227147  
 ISW-AF-600-LED-E1-SLL-7060-ULG

REPORT NUMBER: P227147  
 CATALOG NUMBER: ISW-AF-60

**TION (continued):**

**CANDELA DISTRIBUTION (con**

165°	170°	175°	180°	185°	190°	195°	200°	205°	210°		215°	220°
74.0	71.0	68.0	66.0	68.0	71.0	74.0	80.5	87.0	94.5	0°	1165.9	1165.9
106.0	102.5	99.0	99.0	99.0	102.5	106.0	113.5	121.0	127.5	2.5°	1010.3	1009.7
147.0	143.0	139.0	140.0	139.0	143.0	147.0	153.0	159.0	163.5	5°	829.1	823.8
189.0	186.5	184.0	184.0	184.0	186.5	189.0	193.0	197.0	199.5	7.5°	642.6	662.2
226.0	224.5	223.0	225.0	223.0	224.5	226.0	229.5	233.0	235.0	10°	463.3	476.9
261.0	260.5	260.0	263.0	260.0	260.5	261.0	264.0	267.0	269.0	12.5°	322.5	329.6
296.0	295.0	294.0	298.0	294.0	295.0	296.0	297.5	299.0	302.0	15°	222.1	236.4
329.0	329.0	329.0	330.0	329.0	329.0	329.0	331.0	333.0	336.0	17.5°	172.8	174.6
362.0	361.5	361.0	363.0	361.0	361.5	362.0	364.0	366.0	368.0	20°	142.5	143.7
393.0	393.5	394.0	396.0	394.0	393.5	393.0	397.0	401.0	402.5	22.5°	126.5	128.9
426.0	426.0	426.0	429.0	426.0	426.0	426.0	429.0	432.0	433.5	25°	106.3	108.7
459.0	458.0	457.0	460.0	457.0	458.0	459.0	459.5	460.0	462.0	27.5°	93.8	96.2
487.0	486.0	485.0	488.0	485.0	486.0	487.0	488.0	489.0	490.0	30°	86.1	87.3
517.0	516.0	515.0	518.0	515.0	516.0	517.0	517.5	518.0	519.5	32.5°	78.4	78.4
544.0	545.0	546.0	550.0	546.0	545.0	544.0	545.5	547.0	548.5	35°	71.9	72.5
571.0	571.5	572.0	575.0	572.0	571.5	571.0	572.5	574.0	574.0	37.5°	67.1	68.3
593.0	592.5	592.0	595.0	592.0	592.5	593.0	593.0	593.0	593.0	40°	63.0	63.6
608.0	608.0	608.0	611.0	608.0	608.0	608.0	608.5	609.0	609.5	42.5°	57.0	58.2
625.0	625.0	625.0	629.0	625.0	625.0	625.0	626.0	627.0	628.5	45°	51.7	52.3
643.0	643.0	643.0	646.0	643.0	643.0	643.0	643.5	644.0	645.0	47.5°	48.1	48.1
659.0	659.5	660.0	663.0	660.0	659.5	659.0	657.5	656.0	655.5	50°	45.7	46.3
669.0	669.0	669.0	673.0	669.0	669.0	669.0	667.0	665.0	663.0	52.5°	44.5	45.1
676.0	677.0	678.0	681.0	678.0	677.0	676.0	676.0	676.0	674.5	55°	44.0	45.1
684.0	685.5	687.0	690.0	687.0	685.5	684.0	685.0	686.0	687.0	57.5°	44.0	44.5
692.0	693.5	695.0	698.0	695.0	693.5	692.0	692.0	692.0	692.5	59°	43.4	44.0
695.0	696.0	697.0	699.0	697.0	696.0	695.0	694.0	693.0	691.5	60°	43.4	44.5
697.0	697.5	698.0	700.0	698.0	697.5	697.0	696.0	695.0	693.0	62.5°	41.6	42.8
700.0	702.5	705.0	707.0	705.0	702.5	700.0	699.5	699.0	698.0	65°	40.4	41.6
700.0	700.0	700.0	700.0	700.0	700.0	700.0	700.0	700.0	700.0	67.5°	38.6	40.4
										70°	36.8	38.6
										72.5°	34.4	36.8
										75°	32.1	33.9
										77.5°	29.1	30.9
										80°	25.5	26.1
										82.5°	21.4	21.4
										85°	16.0	14.3
										87.5°	8.9	9.5
										90°	8.0	7.5
										92.5°	6.0	6.0
										95°	7.0	7.0
										97.5°	9.0	9.0
										100°	12.0	16.5
										102.5°	27.0	33.5
										105°	48.0	55.5
										107.5°	73.0	80.5

REPORT NUMBER: P227147

CATALOG NUMBER: ISW-AF-600-LED-E1-

J0-LED-E1-SLL-7060-ULG

**tinued):**

**CANDELA DISTRIBUTION (continued):**

225°	230°	235°	240°	245°	250°	255°	260°	265°		215°	220°	225°
1165.9	1165.9	1165.9	1165.9	1165.9	1165.9	1165.9	1165.9	1165.9	110°	102.0	108.0	114.0
997.2	997.2	1015.0	1016.8	996.0	1001.4	1011.5	999.6	1012.7	112.5°	134.0	138.5	143.0
836.9	829.7	830.3	825.6	833.9	824.4	834.5	830.9	827.9	115°	168.0	171.0	174.0
649.8	662.2	653.3	636.1	649.8	639.1	618.9	620.7	598.1	117.5°	202.0	203.5	205.0
488.2	479.3	474.6	466.2	444.3	448.4	425.9	429.4	437.1	120°	237.0	240.0	243.0
336.8	330.2	337.9	332.6	323.7	325.5	330.2	335.0	347.5	122.5°	271.0	274.0	277.0
236.4	233.4	231.6	235.2	245.3	250.6	258.4	272.6	279.7	125°	305.0	307.5	310.0
177.6	178.2	176.4	181.7	190.1	194.2	196.0	197.2	205.5	127.5°	339.0	339.5	340.0
146.7	149.1	148.5	150.3	147.9	145.5	147.3	143.7	140.8	130°	370.0	371.0	372.0
128.3	128.9	125.9	125.3	121.8	118.8	116.4	116.4	115.2	132.5°	404.0	404.5	405.0
108.7	109.3	106.3	106.3	105.7	107.5	106.3	103.9	103.3	135°	435.0	436.0	437.0
97.4	96.2	94.4	94.4	93.2	93.2	93.8	94.4	93.8	137.5°	464.0	466.0	468.0
87.3	86.1	85.5	86.1	85.5	86.1	86.7	86.1	86.7	140°	491.0	494.0	497.0
80.2	79.0	79.0	79.6	79.0	79.6	79.6	79.6	79.0	142.5°	521.0	523.0	525.0
74.2	73.1	73.1	73.1	72.5	71.3	70.1	68.3	66.5	145°	550.0	550.5	551.0
69.5	68.9	67.7	67.1	65.3	61.8	60.6	60.6	60.6	147.5°	574.0	574.5	575.0
65.3	64.1	63.6	61.2	58.8	57.6	57.6	57.6	57.6	150°	593.0	593.0	593.0
60.0	58.2	57.0	56.4	55.8	55.8	55.2	55.2	55.2	152.5°	610.0	610.0	610.0
53.5	52.9	52.9	53.5	53.5	53.5	53.5	52.9	53.5	155°	630.0	629.0	628.0
49.3	49.3	49.9	50.5	51.1	51.7	52.3	51.7	52.3	157.5°	646.0	645.5	645.0
47.5	47.5	47.5	48.7	49.3	49.9	51.1	51.1	51.1	160°	655.0	655.0	655.0
46.3	46.3	46.9	47.5	48.1	48.7	49.3	49.9	50.5	162.5°	661.0	662.0	663.0
45.7	46.3	45.7	46.3	46.9	48.1	48.7	48.7	49.3	165°	673.0	673.0	673.0
45.7	45.7	45.7	45.7	46.9	47.5	46.9	47.5	48.1	167.5°	688.0	686.5	685.0
45.7	45.7	45.1	45.7	46.3	46.9	46.3	46.3	47.5	170°	693.0	692.0	691.0
45.1	45.7	45.1	45.1	45.7	46.3	45.7	46.3	46.9	172.5°	690.0	690.0	690.0
44.0	44.5	44.0	44.5	44.5	45.1	45.1	45.1	45.7	175°	691.0	690.5	690.0
42.8	42.8	42.8	43.4	43.4	44.0	44.0	44.5	44.0	177.5°	697.0	696.0	695.0
41.6	41.6	41.6	42.2	42.2	42.8	43.4	42.8	42.8	180°	700.0	700.0	700.0
40.4	39.8	39.2	39.8	40.4	40.4	41.0	40.4	41.0				
38.6	38.0	37.4	37.4	38.0	38.0	38.6	38.0	38.0				
35.6	35.6	34.4	34.4	34.4	34.4	35.0	34.4	33.9				
32.1	32.1	30.9	30.9	30.9	30.9	30.3	30.3	30.3				
26.7	27.3	27.3	26.7	26.7	26.1	26.1	25.5	24.9				
20.2	21.4	22.0	22.0	22.0	22.0	22.0	20.8	19.6				
14.3	16.0	17.8	17.8	17.2	17.2	17.2	15.4	13.7				
8.9	10.7	11.3	12.5	10.7	10.1	10.1	8.9	8.3				
7.0	7.0	8.2	8.6	10.8	10.8	11.4	9.2	7.6				
6.0	6.5	7.0	7.0	7.0	6.5	6.0	6.0	6.0				
7.0	7.0	7.0	7.5	8.0	7.5	7.0	7.0	7.0				
9.0	10.5	12.0	11.0	10.0	9.5	9.0	8.5	8.0				
21.0	25.0	29.0	27.5	26.0	24.5	23.0	21.0	19.0				
40.0	45.0	50.0	48.5	47.0	44.5	42.0	40.5	39.0				
63.0	67.5	72.0	71.0	70.0	67.5	65.0	63.0	61.0				
88.0	91.5	95.0	94.5	94.0	92.0	90.0	88.5	87.0				



REPORT NUMBER: P227147

CATALOG NUMBER: ISW-AF-600-LED-E1-SLL-7060-

SLL-7060-ULG

**CANDELA DISTRIBUTION (continued):**

230°	235°	240°	245°	250°	255°	260°	265°		270°	275°	280°	285°
117.0	120.0	120.5	121.0	120.0	119.0	117.5	116.0	0°	1165.9	1165.9	1165.9	1165.9
145.5	148.0	149.0	150.0	149.5	149.0	148.0	147.0	2.5°	1001.4	1023.3	1026.3	1029.3
176.5	179.0	180.5	182.0	180.5	179.0	178.0	177.0	5°	823.2	845.2	832.7	838.0
208.0	211.0	213.0	215.0	212.5	210.0	209.0	208.0	7.5°	601.1	586.8	605.2	616.5
244.5	246.0	248.0	250.0	247.5	245.0	244.0	243.0	10°	438.9	455.5	462.7	475.7
278.0	279.0	281.0	283.0	280.5	278.0	277.0	276.0	12.5°	364.1	374.8	387.8	408.6
311.5	313.0	314.0	315.0	312.5	310.0	310.0	310.0	15°	295.2	302.9	319.5	339.7
342.5	345.0	345.5	346.0	346.0	346.0	345.5	345.0	17.5°	215.0	226.3	237.0	253.6
374.5	377.0	379.0	381.0	381.0	381.0	380.0	379.0	20°	144.3	149.1	162.1	169.9
408.0	411.0	413.5	416.0	415.0	414.0	414.0	414.0	22.5°	115.8	117.6	120.0	126.5
440.0	443.0	445.5	448.0	447.5	447.0	448.5	450.0	25°	103.9	105.1	106.9	109.3
470.5	473.0	474.0	475.0	475.5	476.0	478.5	481.0	27.5°	94.4	95.0	96.8	98.0
498.5	500.0	501.0	502.0	503.0	504.0	506.5	509.0	30°	86.1	85.5	86.1	87.9
526.0	527.0	530.0	533.0	533.0	533.0	533.5	534.0	32.5°	77.2	77.2	78.4	78.4
553.5	556.0	559.0	562.0	561.5	561.0	559.5	558.0	35°	66.5	65.9	67.1	68.9
577.5	580.0	582.5	585.0	585.5	586.0	584.5	583.0	37.5°	61.2	61.8	63.0	64.1
595.0	597.0	598.5	600.0	601.5	603.0	604.5	606.0	40°	58.2	58.8	60.0	61.2
610.5	611.0	612.5	614.0	616.0	618.0	620.5	623.0	42.5°	55.2	56.4	57.6	59.4
627.0	626.0	628.5	631.0	633.5	636.0	637.0	638.0	45°	53.5	54.6	56.4	58.2
644.5	644.0	646.0	648.0	649.0	650.0	650.0	650.0	47.5°	52.9	54.0	55.8	58.2
656.5	658.0	661.0	664.0	662.5	661.0	660.5	660.0	50°	51.7	53.5	55.2	57.6
665.0	667.0	669.0	671.0	670.5	670.0	669.0	668.0	52.5°	51.7	52.9	54.6	57.6
672.5	672.0	674.5	677.0	678.5	680.0	679.0	678.0	55°	49.9	51.7	53.5	56.4
681.5	678.0	681.0	684.0	686.0	688.0	688.0	688.0	57.5°	48.7	49.9	52.3	55.8
688.5	686.0	687.5	689.0	691.5	694.0	695.0	696.0	59°	48.1	49.3	51.7	55.2
689.5	689.0	690.5	692.0	693.0	694.0	695.0	696.0	60°	46.9	48.7	51.1	54.6
690.0	690.0	692.5	695.0	695.5	696.0	695.0	694.0	62.5°	45.7	47.5	49.9	53.5
694.5	694.0	696.5	699.0	700.0	701.0	699.5	698.0	65°	44.0	46.3	48.7	51.1
700.0	700.0	700.0	700.0	700.0	700.0	700.0	700.0	67.5°	42.8	44.0	46.3	48.7
								70°	40.4	41.6	43.4	45.1
								72.5°	37.4	38.0	39.2	41.0
								75°	33.3	33.9	34.4	36.2
								77.5°	29.1	29.1	29.7	32.1
								80°	24.4	24.4	24.9	26.1
								82.5°	18.4	18.4	19.6	21.4
								85°	13.1	12.5	14.3	15.4
								87.5°	7.7	7.1	7.7	7.7
								90°	7.6	8.8	9.2	10.2
								92.5°	6.0	6.0	6.0	6.0
								95°	7.0	7.0	7.0	7.0
								97.5°	8.0	8.0	8.5	9.0
								100°	19.0	19.0	21.0	23.0
								102.5°	38.0	39.0	40.5	42.0
								105°	61.0	61.0	63.0	65.0
								107.5°	86.0	87.0	88.5	90.0





REPORT NUMBER: P227147

CATALOG NUMBER: ISW-AF-600-LED-E1-SLL-7060-ULG

ULG

**CANDELA DISTRIBUTION (continued):**

290°	295°	300°	305°	310°	315°	320°		270°	275°	280°	285°	290°
1165.9	1165.9	1165.9	1165.9	1165.9	1165.9	1165.9	110°	117.0	116.0	117.5	119.0	120.0
1041.2	1035.2	1040.0	1058.4	1064.9	1073.2	1101.2	112.5°	147.0	147.0	148.0	149.0	149.5
851.1	858.8	851.1	888.5	890.3	915.3	925.3	115°	178.0	177.0	178.0	179.0	180.5
625.4	635.5	652.1	677.1	684.2	719.8	750.1	117.5°	209.0	208.0	209.0	210.0	212.5
488.2	501.3	524.4	539.9	555.3	576.1	600.5	120°	243.0	243.0	244.0	245.0	247.5
433.6	447.2	467.4	487.0	509.0	525.0	545.2	122.5°	277.0	276.0	277.0	278.0	280.5
362.3	383.7	403.3	428.8	447.2	476.3	500.1	125°	310.0	310.0	310.0	310.0	312.5
276.8	306.5	326.1	357.0	384.9	410.4	442.5	127.5°	347.0	345.0	345.5	346.0	346.0
192.4	215.6	240.5	273.8	310.0	345.1	387.8	130°	380.0	379.0	380.0	381.0	381.0
132.4	144.9	163.9	198.4	235.8	286.3	332.6	132.5°	415.0	414.0	414.0	414.0	415.0
112.8	117.6	124.7	141.4	172.8	228.1	279.1	135°	451.0	450.0	448.5	447.0	447.5
100.4	103.9	108.7	117.0	133.6	171.6	228.1	137.5°	482.0	481.0	478.5	476.0	475.5
92.1	96.2	101.0	106.9	115.8	142.0	184.1	140°	511.0	509.0	506.5	504.0	503.0
80.8	83.7	87.9	94.4	101.0	121.8	162.7	142.5°	536.0	534.0	533.5	533.0	533.0
71.3	74.8	80.2	84.9	91.5	108.1	147.9	145°	560.0	558.0	559.5	561.0	561.5
66.5	70.1	74.8	79.0	83.7	97.4	137.2	147.5°	585.0	583.0	584.5	586.0	585.5
63.6	67.1	71.9	75.4	78.4	93.8	133.0	150°	610.0	606.0	604.5	603.0	601.5
61.8	65.9	70.1	72.5	78.4	95.6	122.9	152.5°	628.0	623.0	620.5	618.0	616.0
61.2	65.3	70.1	74.2	86.1	90.3	116.4	155°	641.0	638.0	637.0	636.0	633.5
61.8	65.3	71.3	83.2	83.7	85.5	109.3	157.5°	655.0	650.0	650.0	650.0	649.0
61.8	67.1	79.6	86.7	79.6	80.8	102.8	160°	666.0	660.0	660.5	661.0	662.5
62.4	69.5	82.6	80.8	77.2	75.4	95.6	162.5°	674.0	668.0	669.0	670.0	670.5
62.4	68.3	79.0	76.0	71.3	71.9	87.3	165°	682.0	678.0	679.0	680.0	678.5
60.6	68.3	76.0	68.9	65.3	68.3	80.2	167.5°	694.0	688.0	688.0	688.0	686.0
59.4	70.1	67.7	63.6	63.6	66.5	76.6	170°	701.0	696.0	695.0	694.0	691.5
58.8	71.9	64.1	61.8	61.8	65.9	74.8	172.5°	701.0	696.0	695.0	694.0	693.0
57.0	67.1	58.8	57.6	59.4	62.4	72.5	175°	699.0	694.0	695.0	696.0	695.5
53.5	55.8	54.0	54.0	56.4	60.0	71.3	177.5°	702.0	698.0	699.5	701.0	700.0
49.3	50.5	50.5	51.1	53.5	56.4	72.5	180°	700.0	700.0	700.0	700.0	700.0
45.7	45.7	46.9	47.5	49.3	53.5	69.5						
41.6	42.2	42.2	43.4	44.5	48.7	67.1						
36.8	36.8	38.0	38.0	39.8	44.0	60.0						
32.1	32.1	32.1	32.7	33.9	38.0	49.3						
26.7	26.7	26.7	27.3	27.9	31.5	37.4						
21.4	20.8	20.2	20.2	21.4	24.4	29.1						
14.8	14.8	14.3	14.3	14.3	16.0	19.6						
8.3	7.1	7.7	8.3	7.7	8.9	10.7						
9.6	10.2	9.8	9.4	9.4	9.4	11.1						
6.5	7.0	7.0	7.0	6.5	6.0	6.0						
7.5	8.0	7.5	7.0	7.0	7.0	7.0						
9.5	10.0	11.0	12.0	10.5	9.0	9.0						
24.5	26.0	27.5	29.0	25.0	21.0	16.5						
44.5	47.0	48.5	50.0	45.0	40.0	33.5						
67.5	70.0	71.0	72.0	67.5	63.0	55.5						
92.0	94.0	94.5	95.0	91.5	88.0	80.5						



REPORT NUMBER: P227147

CATALOG NUMBER: ISW-AF-600-LED-E1-SLL-7060-ULG

**CANDELA DISTRIBUTION (continued):**

295°	300°	305°	310°	315°	320°		325°	330°	335°	340°	345°	350°
121.0	120.5	120.0	117.0	114.0	108.0	0°	1165.9	1165.9	1165.9	1165.9	1165.9	1165.9
150.0	149.0	148.0	145.5	143.0	138.5	2.5°	1097.6	1113.0	1137.4	1142.1	1161.7	1175.4
182.0	180.5	179.0	176.5	174.0	171.0	5°	930.1	966.9	980.0	1005.5	1050.1	1072.6
215.0	213.0	211.0	208.0	205.0	203.5	7.5°	767.4	795.3	826.8	867.7	900.4	939.0
250.0	248.0	246.0	244.5	243.0	240.0	10°	631.4	671.1	712.1	745.4	791.1	837.4
283.0	281.0	279.0	278.0	277.0	274.0	12.5°	560.7	582.6	623.0	670.0	727.0	778.6
315.0	314.0	313.0	311.5	310.0	307.5	15°	523.8	550.0	593.3	643.2	703.8	768.0
346.0	345.5	345.0	342.5	340.0	339.5	17.5°	478.1	519.7	569.0	640.3	718.7	807.8
381.0	379.0	377.0	374.5	372.0	371.0	20°	433.0	483.5	548.2	642.0	750.7	866.5
416.0	413.5	411.0	408.0	405.0	404.5	22.5°	393.2	453.2	535.1	652.7	791.7	946.1
448.0	445.5	443.0	440.0	437.0	436.0	25°	346.3	426.4	525.0	674.7	854.7	1053.0
475.0	474.0	473.0	470.5	468.0	466.0	27.5°	308.8	400.9	510.2	693.7	912.3	1155.8
502.0	501.0	500.0	498.5	497.0	494.0	30°	267.3	371.2	489.4	700.2	982.4	1240.1
533.0	530.0	527.0	526.0	525.0	523.0	32.5°	234.0	343.3	465.6	694.3	1013.8	1298.9
562.0	559.0	556.0	553.5	551.0	550.5	35°	218.0	323.1	445.5	673.5	1040.0	1362.5
585.0	582.5	580.0	577.5	575.0	574.5	37.5°	207.3	301.1	425.9	639.1	1069.7	1425.4
600.0	598.5	597.0	595.0	593.0	593.0	40°	193.6	283.9	409.8	614.1	1092.8	1477.7
614.0	612.5	611.0	610.5	610.0	610.0	42.5°	181.1	268.5	397.3	592.2	1098.8	1524.6
631.0	628.5	626.0	627.0	628.0	629.0	45°	170.5	259.0	387.8	593.3	1102.9	1590.0
648.0	646.0	644.0	644.5	645.0	645.5	47.5°	162.1	250.0	384.3	613.5	1146.9	1680.8
664.0	661.0	658.0	656.5	655.0	655.0	50°	154.4	242.3	378.3	652.7	1217.6	1803.8
671.0	669.0	667.0	665.0	663.0	662.0	52.5°	145.5	231.6	370.6	693.1	1294.8	1968.3
677.0	674.5	672.0	672.5	673.0	673.0	55°	133.6	217.4	362.3	727.0	1399.9	2168.5
684.0	681.0	678.0	681.5	685.0	686.5	57.5°	115.2	200.7	357.0	744.2	1464.6	2283.7
689.0	687.5	686.0	688.5	691.0	692.0	59°	105.7	184.7	354.0	735.9	1481.9	2303.3
692.0	690.5	689.0	689.5	690.0	690.0	60°	100.4	175.2	349.2	725.8	1486.6	2290.8
695.0	692.5	690.0	690.0	690.0	690.5	62.5°	93.2	152.6	329.6	675.3	1420.1	2139.9
699.0	696.5	694.0	694.5	695.0	696.0	65°	95.0	144.3	285.1	574.9	1267.5	1845.4
700.0	700.0	700.0	700.0	700.0	700.0	67.5°	97.4	140.8	246.5	464.5	1010.3	1527.0
						70°	95.6	139.0	223.9	369.4	756.7	1143.3
						72.5°	93.2	131.3	194.2	297.0	479.9	800.6
						75°	82.6	110.5	152.6	203.7	302.9	583.2
						77.5°	64.7	84.9	108.1	126.5	153.8	411.6
						80°	47.5	61.8	70.7	76.0	85.5	280.9
						82.5°	33.9	41.6	45.1	48.1	57.0	210.3
						85°	25.5	29.1	31.5	31.5	38.6	148.5
						87.5°	14.3	14.8	14.8	16.0	19.0	40.4
						90°	12.2	12.2	11.6	11.7	10.0	8.4
						92.5°	6.0	6.0	6.0	5.5	5.0	4.5
						95°	7.0	7.0	7.0	6.5	6.0	5.5
						97.5°	9.0	8.5	8.0	8.0	8.0	7.5
						100°	12.0	11.0	10.0	9.5	9.0	8.5
						102.5°	27.0	22.5	18.0	15.5	13.0	12.0
						105°	48.0	42.0	36.0	31.5	27.0	24.5
						107.5°	73.0	65.5	58.0	53.5	49.0	45.5



REPORT NUMBER: P227147

CATALOG NUMBER: ISW-AF-600-LED-E1-SLL-7060-ULG

**CANDELA DISTRIBUTION (continued):**

355°	359°	360°		325°	330°	335°	340°	345°	350°	355°
1165.9	1165.9	1165.9	110°	102.0	94.5	87.0	80.5	74.0	71.0	68.0
1190.8	1199.7	1206.9	112.5°	134.0	127.5	121.0	113.5	106.0	102.5	99.0
1107.1	1129.1	1133.2	115°	168.0	163.5	159.0	153.0	147.0	143.0	139.0
981.8	1017.4	1029.9	117.5°	202.0	199.5	197.0	193.0	189.0	186.5	184.0
889.7	928.3	941.4	120°	237.0	235.0	233.0	229.5	226.0	224.5	223.0
839.2	884.4	898.6	122.5°	271.0	269.0	267.0	264.0	261.0	260.5	260.0
840.4	894.5	915.3	125°	305.0	302.0	299.0	297.5	296.0	295.0	294.0
895.1	956.8	982.4	127.5°	339.0	336.0	333.0	331.0	329.0	329.0	329.0
988.9	1078.6	1097.6	130°	370.0	368.0	366.0	364.0	362.0	361.5	361.0
1116.0	1203.9	1232.4	132.5°	404.0	402.5	401.0	397.0	393.0	393.5	394.0
1235.4	1351.8	1373.8	135°	435.0	433.5	432.0	429.0	426.0	426.0	426.0
1353.0	1468.2	1487.8	137.5°	464.0	462.0	460.0	459.5	459.0	458.0	457.0
1443.9	1564.4	1581.1	140°	491.0	490.0	489.0	488.0	487.0	486.0	485.0
1531.2	1667.2	1685.6	142.5°	521.0	519.5	518.0	517.5	517.0	516.0	515.0
1628.6	1778.8	1800.2	145°	550.0	548.5	547.0	545.5	544.0	545.0	546.0
1716.5	1888.7	1902.4	147.5°	574.0	574.0	574.0	572.5	571.0	571.5	572.0
1813.9	1978.4	1982.0	150°	593.0	593.0	593.0	593.0	593.0	592.5	592.0
1893.5	2044.9	2046.1	152.5°	610.0	609.5	609.0	608.5	608.0	608.0	608.0
1970.7	2107.3	2107.9	155°	630.0	628.5	627.0	626.0	625.0	625.0	625.0
2051.4	2175.6	2166.7	157.5°	646.0	645.0	644.0	643.5	643.0	643.0	643.0
2179.1	2256.4	2265.3	160°	655.0	655.5	656.0	657.5	659.0	659.5	660.0
2373.4	2442.3	2452.4	162.5°	661.0	663.0	665.0	667.0	669.0	669.0	669.0
2599.1	2694.7	2681.0	165°	673.0	674.5	676.0	676.0	676.0	677.0	678.0
2694.7	2804.0	2815.2	167.5°	688.0	687.0	686.0	685.0	684.0	685.5	687.0
2678.6	2827.7	2846.7	170°	693.0	692.5	692.0	692.0	692.0	693.5	695.0
2653.1	2820.6	2843.8	172.5°	690.0	691.5	693.0	694.0	695.0	696.0	697.0
2508.2	2746.4	2782.6	175°	691.0	693.0	695.0	696.0	697.0	697.5	698.0
2264.7	2592.5	2643.6	177.5°	697.0	698.0	699.0	699.5	700.0	702.5	705.0
1951.7	2362.7	2403.7	180°	700.0	700.0	700.0	700.0	700.0	700.0	700.0
1522.8	1920.2	1955.2								
1012.1	1318.5	1379.1								
643.2	850.5	839.2								
474.6	553.0	553.5								
344.5	379.5	375.4								
266.7	231.6	231.0								
93.2	82.0	80.2								
40.4	33.9	34.4								
6.8	6.8	7.4								
4.0	4.0	4.0								
5.0	5.0	5.0								
7.0	7.0	7.0								
8.0	8.0	8.0								
11.0	11.0	11.0								
22.0	21.2	21.0								
42.0	41.2	41.0								



359°	360°
66.4	66.0
99.0	99.0
139.8	140.0
184.0	184.0
224.6	225.0
262.4	263.0
297.2	298.0
329.8	330.0
362.6	363.0
395.6	396.0
428.4	429.0
459.4	460.0
487.4	488.0
517.4	518.0
549.2	550.0
574.4	575.0
594.4	595.0
610.4	611.0
628.2	629.0
645.4	646.0
662.4	663.0
672.2	673.0
680.4	681.0
689.4	690.0
697.4	698.0
698.6	699.0
699.6	700.0
706.6	707.0
700.0	700.0

(END OF REPORT)